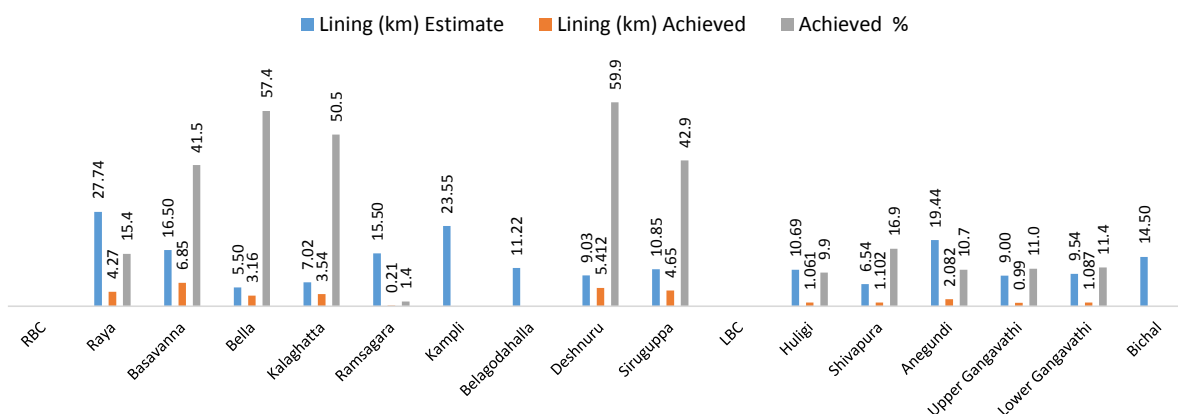


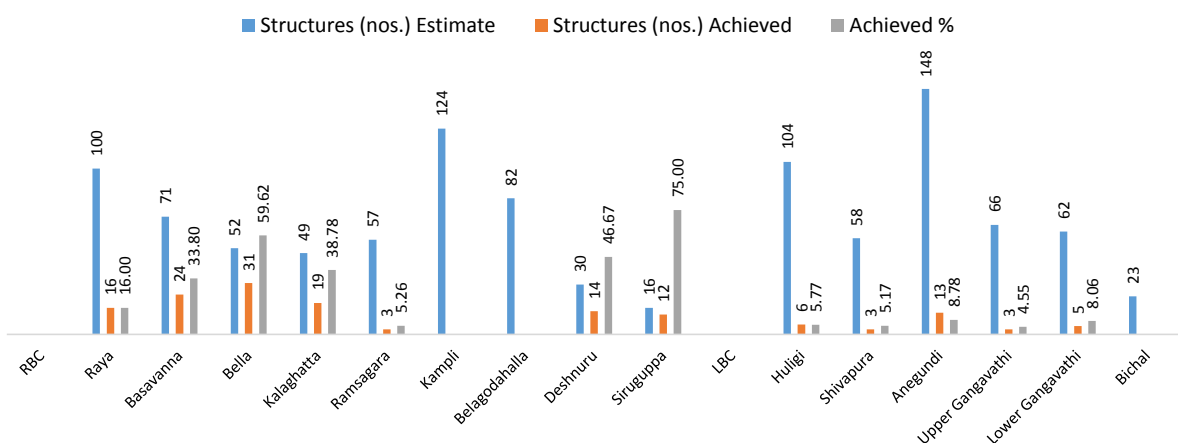
### Vijayanagar main channel works: Physical Progress as of 31 March 2021

S.No	Item of work	Lining (km)		Achieved	Structures (nos.)		Achieved
		Estimate	Achieved	%	Estimate	Achieved	%
<b>RBC</b>							
1	Raya	27.74	4.27	15.4	100	16	16.00
2	Basavanna	16.50	6.85	41.5	71	24	33.80
3	Bella	5.50	3.16	57.4	52	31	59.62
4	Kalaghatta	7.02	3.54	50.5	49	19	38.78
5	Ramsagara	15.50	0.21	1.4	57	3	5.26
6	Kampli	23.55			124		
7	Belagodahalla	11.22			82		
8	Deshnuru	9.03	5.412	59.9	30	14	46.67
9	Siruguppa	10.85	4.65	42.9	16	12	75.00
<b>LBC</b>							
10	Huligi	10.69	1.061	9.9	104	6	5.77
11	Shivapura	6.54	1.102	16.9	58	3	5.17
12	Anegundi	19.44	2.082	10.7	148	13	8.78
13	Upper Gangavathi	9.00	0.99	11.0	66	3	4.55
14	Lower Gangavathi	9.54	1.087	11.4	62	5	8.06
15	Bichal	14.50			23		
<b>Total</b>		<b>196.62</b>	<b>34.40</b>	<b>17.5</b>	<b>1042</b>	<b>149</b>	<b>14.30</b>

#### Physical Progress: Lining



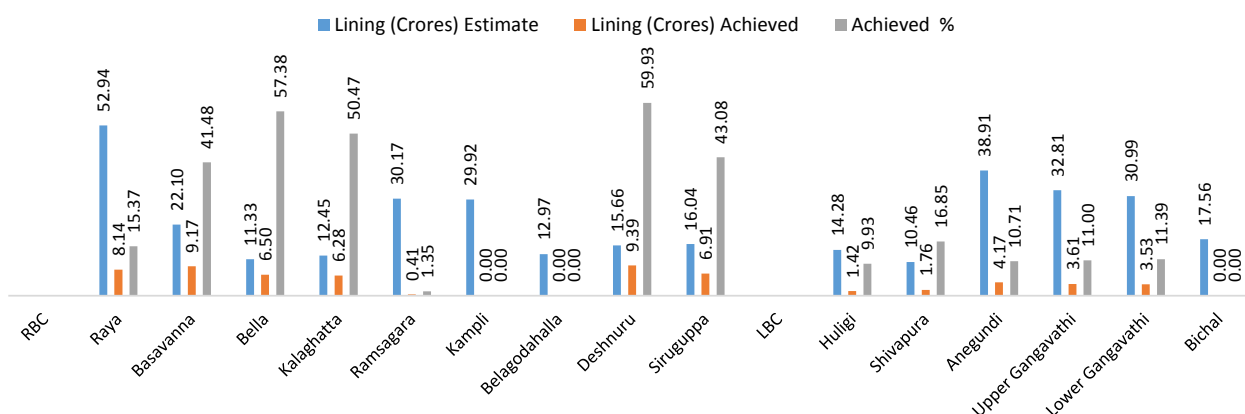
#### Physical Progress: Structures



### Vijayanagar main channel works: Financial Progress as of 31 March 2021

S.No	Item of work	Lining (Crores)		Achieved	Structures (Crores)		Achieved
		Estimate	Achieved	%	Estimate	Achieved	%
<b>RBC</b>							
1	Raya	52.94	8.14	15.37	3.96	0.63	16.00
2	Basavanna	22.10	9.17	41.48	4.65	1.57	33.80
3	Bella	11.33	6.50	57.38	4.23	2.52	59.62
4	Kalaghatta	12.45	6.28	50.47	3.21	1.24	38.78
5	Ramsagara	30.17	0.41	1.35		0.00	
6	Kampli	29.92	0.00	0.00		0.00	
7	Belagodahalla	12.97	0.00	0.00		0.00	
8	Deshnuru	15.66	9.39	59.93	2.18	1.02	46.67
9	Siruguppa	16.04	6.91	43.08		0.00	
<b>LBC</b>							
10	Huligi	14.28	1.42	9.93	3.96	0.23	5.77
11	Shivapura	10.46	1.76	16.85	1.68	0.09	
12	Anegundi	38.91	4.17	10.71	1.88	0.17	
13	Upper Gangavathi	32.81	3.61	11.00	1.02	0.05	
14	Lower Gangavathi	30.99	3.53	11.39	4.83	0.39	8.06
15	Bichal	17.56	0.00	0.00		0.00	
	<b>Total</b>	<b>348.59</b>	<b>61.28</b>	<b>17.58</b>	<b>31.60</b>	<b>7.91</b>	<b>25.02</b>
	<b>Grand Total</b>						

#### Financial Progress: Lining



#### Financial progress: Structures

