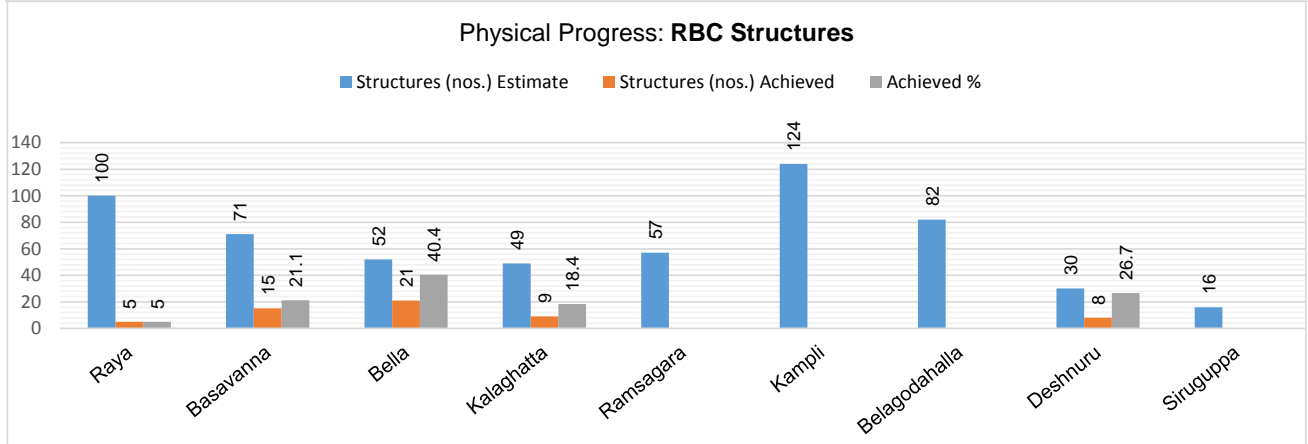
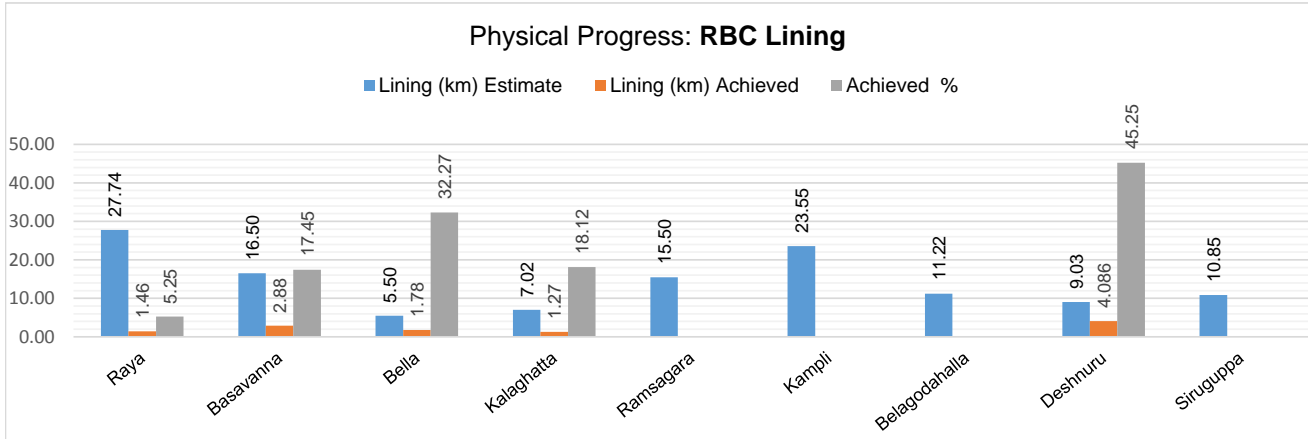


Vijayanagar main channel works: Physical Progress as of 30 September 2020

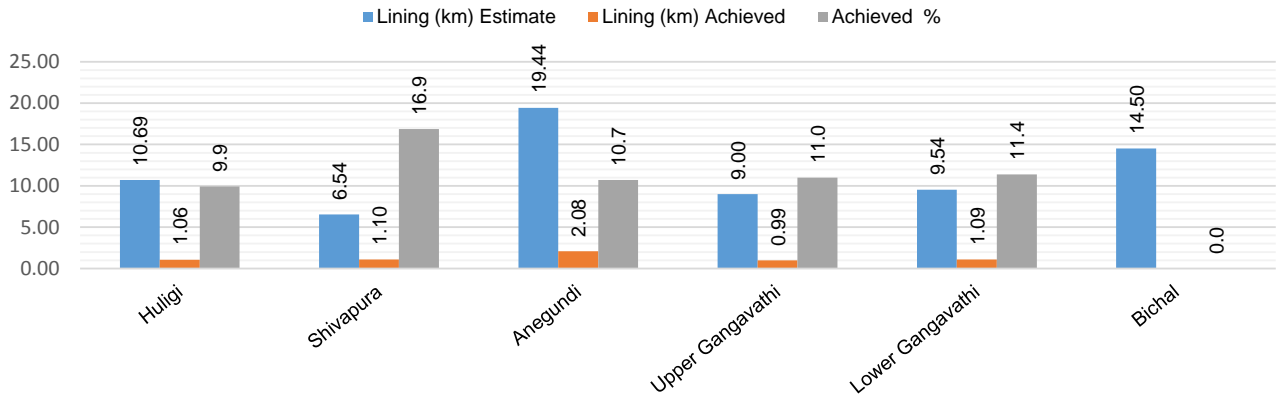
S.No	Item of work	Lining (km)		Achieved	Structures (nos.)		Achieved
		Estimate	Achieved	%	Estimate	Achieved	%
1	Raya	27.74	1.46	5.25	100	5	5.00
2	Basavanna	16.50	2.88	17.45	71	15	21.13
3	Bella	5.50	1.78	32.27	52	21	40.38
4	Kalaghatta	7.02	1.27	18.12	49	9	18.37
5	Ramsagara	15.50			57		
6	Kampli	23.55			124		
7	Belagodahalla	11.22			82		
8	Deshnuru	9.03	4.086	45.25	30	8	26.67
9	Siruguppa	10.85			16		
	Total	126.91	11.47	9.04	581	58	9.98



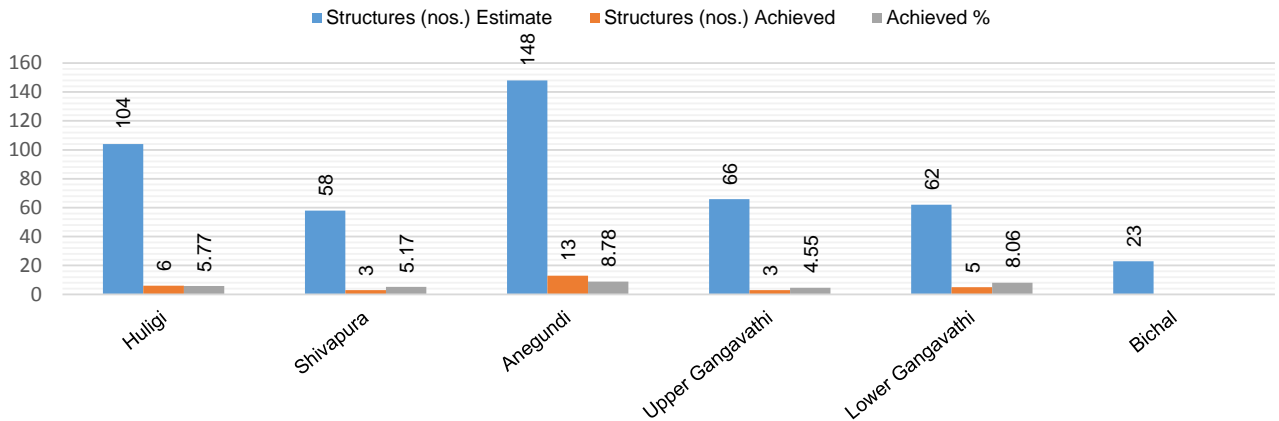
Vijayanagar main channel works: Physical Progress as of 30 September 2020

S.No	Item of work	Lining (km)		Achieved	Structures (nos.)		Achieved
		Estimate	Achieved	%	Estimate	Achieved	%
1	Huligi	10.69	1.06	9.9	104	6	5.77
2	Shivapura	6.54	1.10	16.9	58	3	5.17
3	Anegundi	19.44	2.08	10.7	148	13	8.78
4	Upper Gangavathi	9.00	0.99	11.0	66	3	4.55
5	Lower Gangavathi	9.54	1.09	11.4	62	5	8.06
6	Bichal	14.50		0.0	23		
	Total	69.71	6.32	9.1	461	30	6.51

Physical Progress: LBC Lining



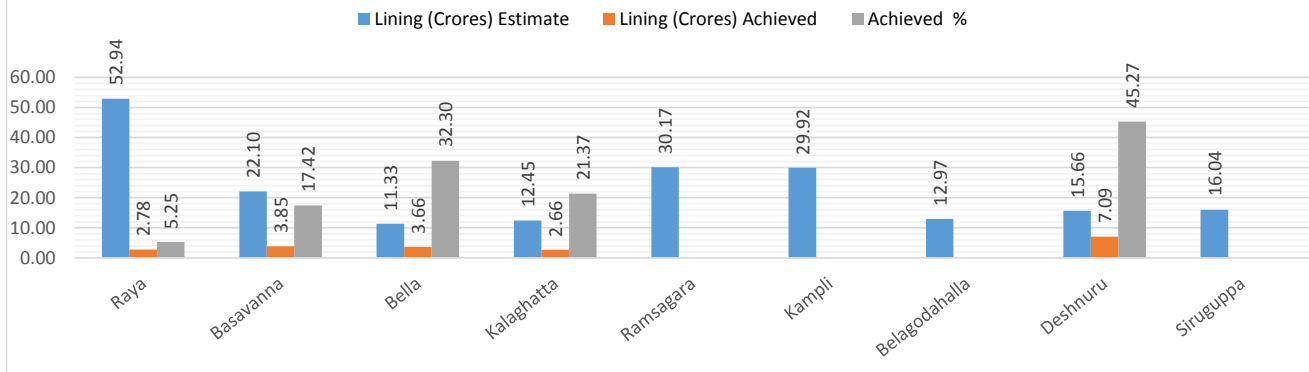
Physical Progress: LBC Structures



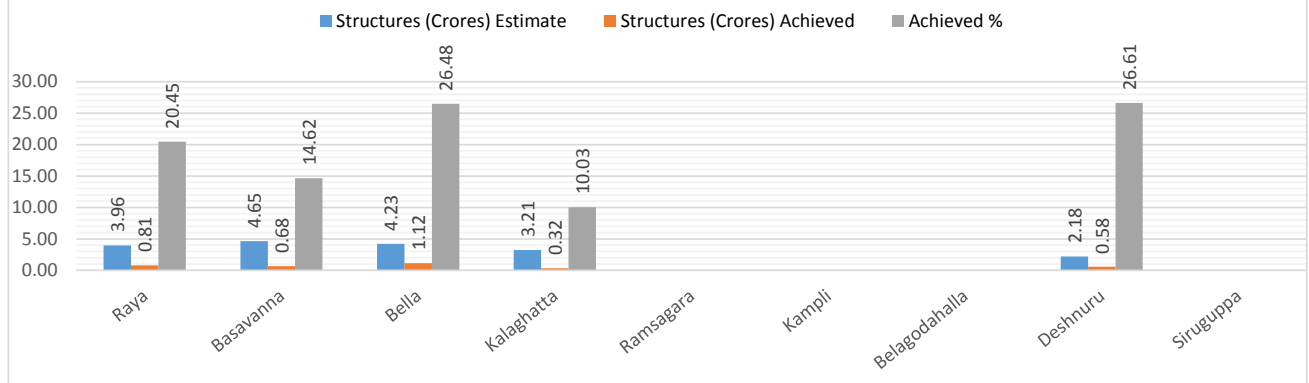
Vijayanagar main channel works: Financial Progress as of 30 September 2020

S.No	Item of work	Lining (Crores)		Achieved	Structures (Crores)		Achieved
		Estimate	Achieved	%	Estimate	Achieved	%
1	Raya	52.94	2.78	5.25	3.96	0.81	20.45
2	Basavanna	22.10	3.85	17.42	4.65	0.68	14.62
3	Bella	11.33	3.66	32.30	4.23	1.12	26.48
4	Kalaghatta	12.45	2.66	21.37	3.21	0.32	10.03
5	Ramsagara	30.17					
6	Kampli	29.92					
7	Belagodahalla	12.97					
8	Deshnuru	15.66	7.09	45.27	2.18	0.58	26.61
9	Siruguppa	16.04					
	Total	203.58	20.04	9.84	18.23	3.51	19.26

Financial Progress: RBC Lining



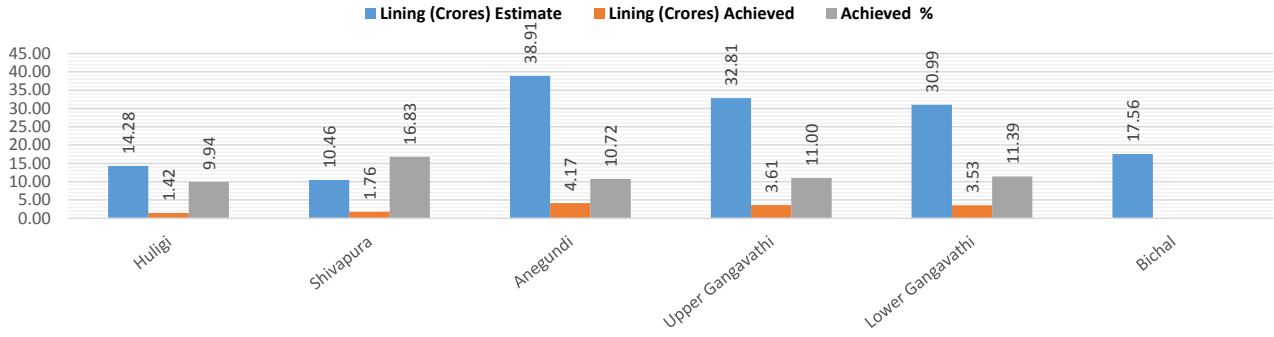
Financial Progress: RBC Structures



Vijayanagar main channel works: Financial Progress as of 30 September 2020

S.No	Item of work	Lining (Crores)		Achieved	Structures (Crores)		Achieved
		Estimate	Achieved	%	Estimate	Achieved	%
1	Huligi	14.28	1.42	9.94	3.96	0.23	5.81
2	Shivapura	10.46	1.76	16.83	1.68	0.09	5.36
3	Anegundi	38.91	4.17	10.72	1.88	0.17	9.04
4	Upper Gangavathi	32.81	3.61	11.00	1.02	0.05	4.90
5	Lower Gangavathi	30.99	3.53	11.39	4.83	0.39	8.07
6	Bichal	17.56					
	Total	145.01	14.49	9.99	13.37	0.93	6.96

Financial Progress: LBC Lining



Financial Progress: LBC Structures

