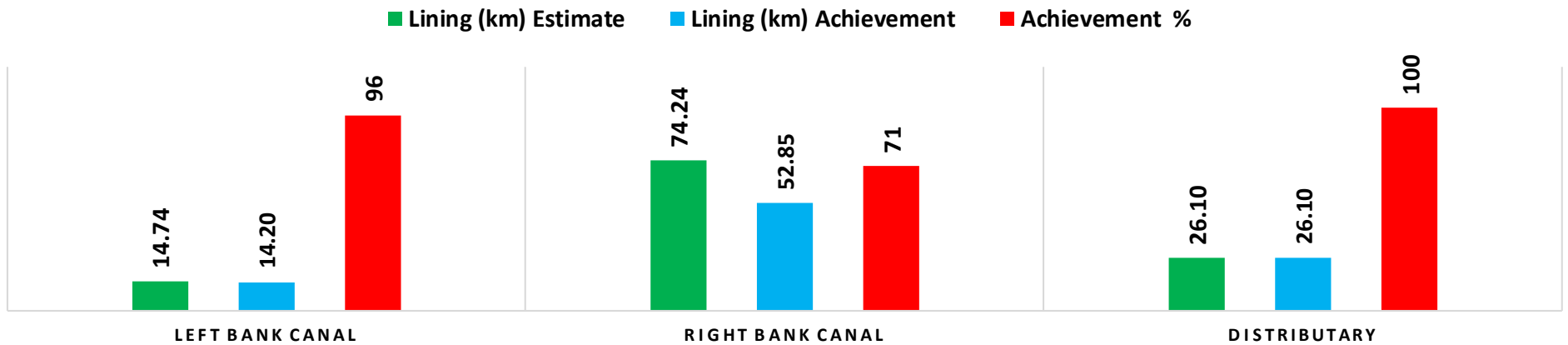


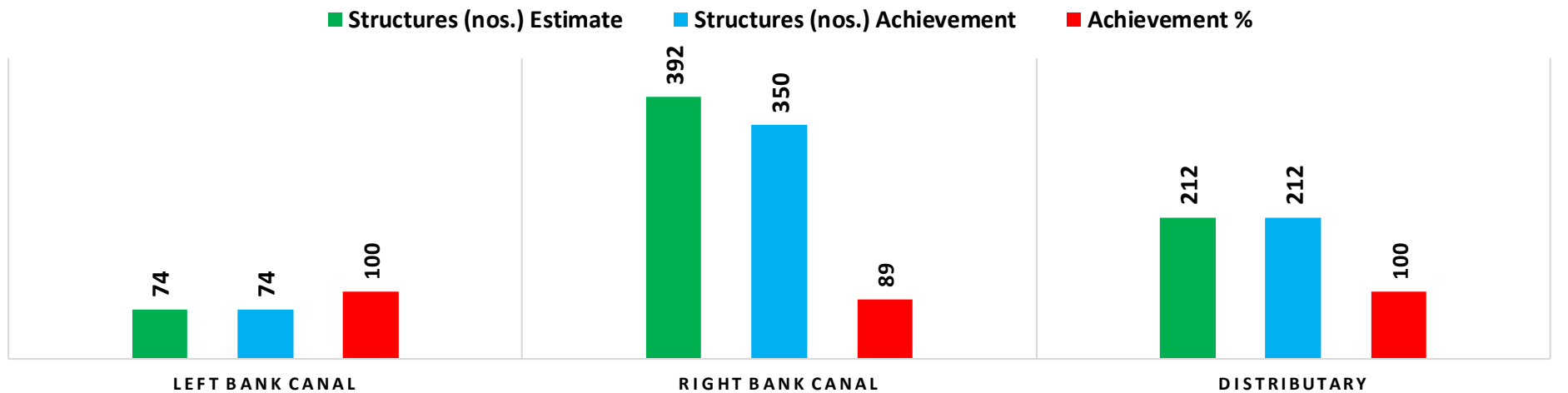
Physical Progress as of 30 September 2018

S.No	Item of work	Lining (km)		Achievement	Structures (nos.)		Achievement
		Estimate	Achievement	%	Estimate	Achievement	%
1	Left Bank Canal	14.74	14.20	96	74	74	100
2	Right Bank Canal	74.24	52.85	71	392	350	89
3	Distributary	26.10	26.10	100	212	212	100

PHYSICAL PROGRESS: LINING



PHYSICAL PROGRESS: STRUCTURES

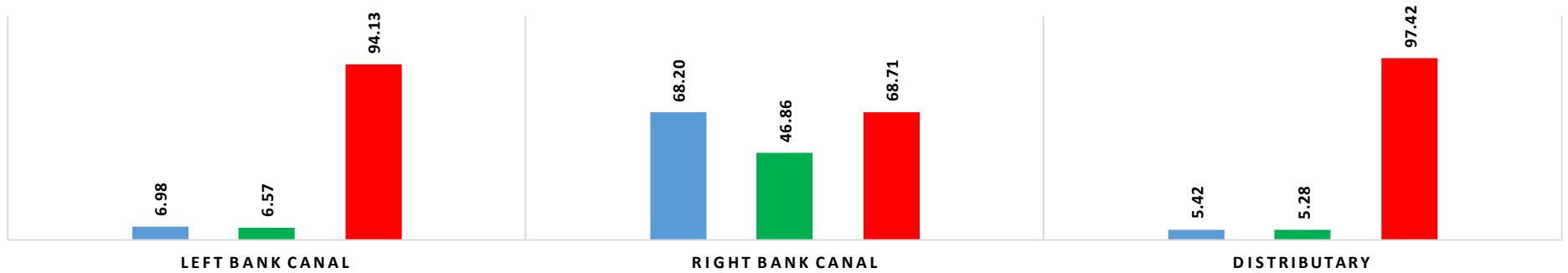


Financial Progress as of 30 September 2018

S.No	Item of work	Lining (crore)		Achievement	Structures (crore)		Achievement
		Estimate	Achievement	%	Estimate	Achievement	%
1	Left Bank Canal	6.98	6.57	94.13	1.76	2.03	115.34
2	Right Bank Canal	68.20	46.86	68.71	27.67	25.20	91.07
3	Distributary	5.42	5.28	97.42	2.18	2.18	100.00

FINANCIAL PROGRESS:LINING

■ Lining (crore) Estimate
 ■ Lining (crore) Achievement
 ■ Achievement %



FINANCIAL PROGRESS:STRUCTURES

■ Structures (crore) Estimate
 ■ Structures (crore) Achievement
 ■ Achievement %

